

Photochemical Additions of Alkenes to *N*-Methylphthalimides. Effect of Aryl Substituents on the Direction of Addition

P. H. Mazzocchi,* F. Khachik, and P. Wilson

Department of Chemistry, University of Maryland
College Park, Maryland 20742

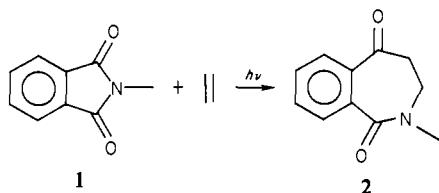
R. Highet

Heart and Lung and Blood Institute
National Institutes of Health
Bethesda, Maryland 20390

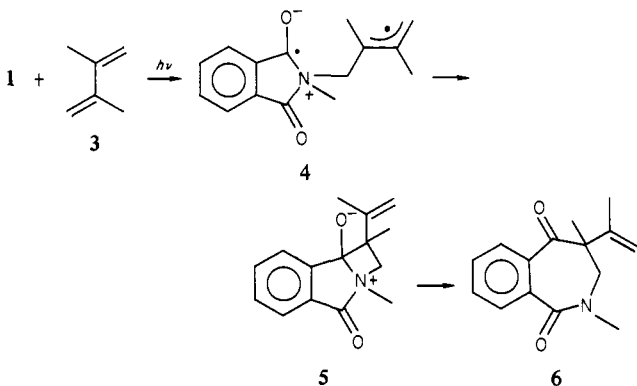
Received April 30, 1981

Revised Manuscript Received August 19, 1981

Since its original discovery,^{1,2} the photochemical addition reaction of ene components to *N*-methylphthalimide affording benzazepinediones (**1** → **2**) has been the subject of a number of investigations to delineate its scope and mechanism.²⁻¹¹ The initial reaction involving dienes has been extended to include alkenes,³⁻⁵ vinyl ethers,⁶ vinyl esters,⁷ and allenes,⁸ although the number of examples in the last three categories is quite limited.



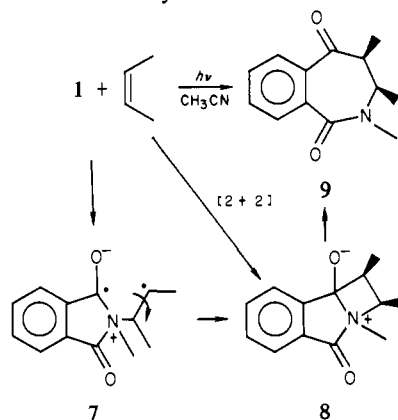
Mechanistic speculation must be consistent with the fact that the direction of addition of the ene component is best rationalized by consideration of the stability of a hypothetical radical intermediate (**4**), i.e., the product that results can be best rationalized



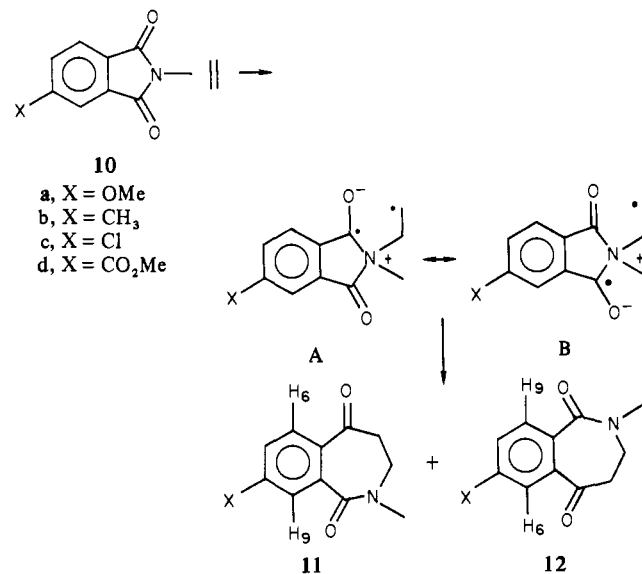
by assuming addition of the ene component to the nitrogen atom to give the most stable biradical. Frontier molecular orbital reasoning suggests the same orientation. Subsequent mechanistic steps involve closure of the dipolar biradical **4** to the tricyclic intermediate **5** followed by opening to **6**.

Perhaps the most important mechanistic result to date is the finding that the reaction with *cis*- and *trans*-2-butene is >95%

stereospecific.⁸ This result essentially limits the reaction to either a concerted [$2_{\sigma} + 2_{\pi}$] cycloaddition through the dipolar intermediate **8** or an addition reaction through the biradical **7** in which rotation around the C-C bond is slower than closure resulting in retention of stereochemistry.



We wish to report the regioselective addition of alkenes to aryl-substituted phthalimides **10** in which the lack of symmetry makes the two C(O)-N bonds nonequivalent. Assuming that a biradical mechanism is operative, addition of an alkene to excited phthalimide should afford a ground-state dipolar biradical best described by canonical forms A and B. With respect to the electron distribution on the C-O bond, this intermediate could be viewed as a radical anion.¹²



With regard to the generation of radical anions it is known from electrochemical studies that para substitution by acceptor groups enhances reduction of carbonyl groups, and donors disfavor this reaction.^{13,14} Thus, one might expect canonical structure B to be favored by donors and A by acceptors and **11** and **12** to predominate with acceptor and donor substituents, respectively.

Evidence on this point derives from trapping of the radical anion-radical cation **13**, photochemically generated from **10** and 2,3-dimethyl-2-butene in methanol.¹⁵ The major product from

(1) For a recent review, see: Mazzocchi, P. H. *Org. Photochem.* **1981**, *5*, 421.

(2) Mazzocchi, P. H.; Bowen, M.; Narain, N. *J. Am. Chem. Soc.* **1977**, *99*, 7063.

(3) Mazzocchi, P. H.; Minamikawa, S.; Bowen, M. *J. Org. Chem.* **1978**, *43*, 3079.

(4) Maruyama, K.; Kubo, Y. *Chem. Lett.* **1978**, 769.

(5) Kanaoka, Y.; Yoshida, K.; Hatanaka, Y. *J. Org. Chem.* **1979**, *44*, 664.

(6) Mazzocchi, P. H.; Minamikawa, S.; Bowen, M. *Heterocycles* **1978**, *9*, 1713.

(7) Mazzocchi, P. H.; Wilson, P., unpublished results.

(8) Mazzocchi, P. H.; Minamikawa, S., unpublished results.

(9) Mazzocchi, P. H.; Minamikawa, S.; Wilson, P. *J. Org. Chem.* **1979**, *44*, 1186.

(10) Mazzocchi, P. H.; Minamikawa, S.; Wilson, P. *Tetrahedron Lett.* **1978**, 4361.

(11) Maruyama, K.; Kubo, Y. *Chem. Lett.* **1978**, 851.

(12) If one evaluates the canonical structure A and B in terms of the radical stabilizing effects of substituents, then it might be expected that A would be most stable since virtually all substituents stabilize radicals. In this case, the same product should predominate in all the substituted cases.

(13) Zuman, P. "Substituent Effects in Polarography"; Plenum Press: New York, 1967; p 43-129.

(14) (a) Bartel, E. T.; Grabowski, Z. R. *Pr. Konf. Polarogr.* **1956**, 323.

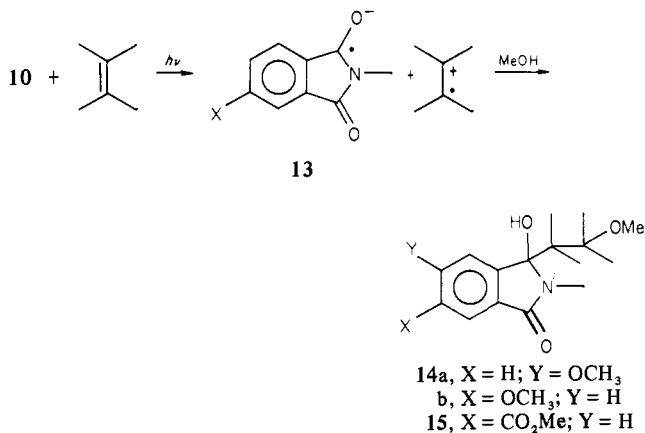
(b) Holleck, L.; Marsen, H. *Z. Electrochem.* **1953**, *57*, 944.

(15) We have demonstrated¹⁰ that alkenes of high oxidation potential undergo addition whereas those with low oxidation potentials efficiently electron transfer. Similar results have also been obtained by Maruyama and Kubo.¹¹

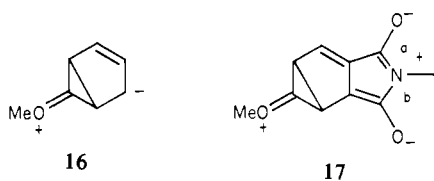
Table I. Product Distribution from Photolysis of 10

10	X = OMe	X = CH ₃	X = Cl	X = CO ₂ Me
% 11	100	57	52	27
% 12	0	43	48	73
% yield (11 and 12)	32	32	45	46

this reaction with a strong donor substituent (10, X = OCH₃) is 14a (66:34 14a-14b), whereas with a strong acceptor (10, X = CO₂Me) the only product isolated is 15.¹⁶

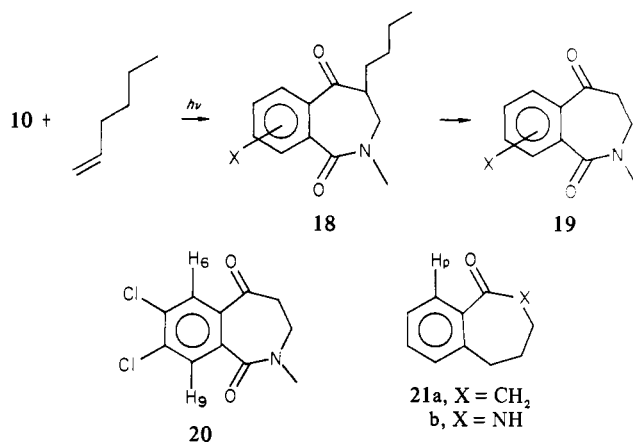


In a concerted process, the product distribution should reflect the excited-state C-N double-bond character or excitation localization induced by the substituent. Although we have shown that the reaction proceeds via the singlet state,¹⁷ we are unable to completely assess the nature of the reactive excited state at present. The application of excited-state criteria previously developed¹⁹ predicts that donors direct incoming electrophiles meta in photochemical reactions. Incorporation of this model into the methoxyphthalimide system suggest that [2 + 2] addition of an alkene should occur at the position of maximum N-C double-bond character, i.e., bond a in 17. Acceptor substituents should direct



the incoming reactant to bond b. Irrespective of these arguments, we expect donor and acceptor substituents to have opposite effects, as they do in other photochemical reactions,¹⁹ and result in different regiochemistry.

A series of substituted phthalimides 10 (X = OCH₃, CH₃, Cl, CO₂Me) were irradiated in the presence of 1-hexene in acetonitrile, and the products 19, which result from a type II process on the initially formed products 18,¹⁹ were isolated. Structure proof for the two regioisomers 11 and 12 was provided by analysis of the aromatic region of the proton NMR spectrum of 20, 21a, and 21b.²⁰ The spectrum of 20 shows the aromatic protons as singlets



at δ 8.01 and 7.76 indicating that there are dramatic differences in the deshielding effects of the ketone and lactam moieties on the peri hydrogens. Our original assignment of the most downfield-shifted proton in 20 to H₆ was confirmed by examination of the spectrum of 21a which showed the peri hydrogen (H_p) as a doublet ($J = 7.88$), whereas in 21b this proton was part of the complex aromatic multiplet at δ 7.36-6.96.

The structures of the photolysis products 11 and 12 follow from analysis of the coupling patterns of their most downfield-shifted protons. For example, the NMR spectrum of 11c shows H₆ as a doublet ($J = 8$ Hz) at δ 7.88, whereas, for 12c H₆ appears as a doublet ($J = 2$ Hz, meta coupling) at δ 7.88. Similar analysis gave the structures of the other 11, 12 isomers.

The product distribution (Table I) is clearly inconsistent with the results of our radical anion trapping studies but in accord with our ad hoc prediction for a concerted reaction. Although we favor a concerted process for this reaction on the basis of these results and those of our stereochemical studies,⁹ the possibility that the reaction might occur through an oriented exciplex which rapidly decays through a biradical ($A \leftrightarrow B$) to the product cannot be discounted completely.

Acknowledgment. We thank the National Science Foundation for their generous support.

Infrared Spectra of Gas-Phase Ions and Their Use in Elucidating Reaction Mechanisms. Identification of C₇H₇⁻ Structural Isomers by Multiphoton Electron Detachment Using a Low-Power Infrared Laser

Charles A. Wight and J. L. Beauchamp*

Contribution No. 6416 from the Arthur Amos Noyes
 Laboratory of Chemical Physics
 California Institute of Technology
 Pasadena, California 91125
 Received June 19, 1981

The ability to distinguish structural isomers of ions on the basis of their vibrational spectra is of considerable interest since a general method would greatly extend the capabilities of mass spectrometry. It is difficult to achieve number densities of gas-phase ions sufficient to observe infrared absorption directly,¹⁻⁴ so indirect methods have been developed by inducing unimolecular⁵ or modified bimolecular⁶ reactivity as a result of absorption of one

(16) Mazzocchi, P. H.; Khachik, F. *Tetrahedron Lett.*, in press.

(17) Recent quenching studies on the intramolecular photoaddition of *N*-pentenylphthalimide, using 2,3-dimethyl-2-butene as an electron-transfer quencher, have resulted in the determination of a k_t for this reaction of $\sim 10^8$. Since the phosphorescence lifetime is ~ 1 s for *N*-propylphthalimide,¹⁸ we conclude that the addition reaction proceeds via the singlet.⁷

(18) Coyle, J. D.; Newport, G. L.; Hariman, A. *J. Chem. Soc., Perkin Trans. 2*, 1978, 133.

(19) (a) Havinga, E.; Cornelisse, J. *Pure Appl. Chem.* 1976, 47, 1. (b) Zimmerman, H. E.; Sandel, U. R. *J. Am. Chem. Soc.* 1963, 85, 915-922.

(20) Substituted phthalimides were synthesized by conventional methods. Isomeric benzazepinedione products were isolated by semipreparative HPLC on silica gel using ether-hexane as eluant. All new compounds gave acceptable IR, NMR, and analytical data. Details will be presented in a full paper on the subject.

(1) Schwarz, H. A. *J. Chem. Phys.* 1980, 72, 284-287; 1977, 67, 5525-5534.

(2) Bien, F. *J. Chem. Phys.* 1978, 69, 2631-2638.

(3) Infrared chemiluminescence has been observed from neutral products of ion-molecule reactions⁴ and more recently from ionic products as well (Bierbaum, V., private communication).

(4) Zwier, T. S.; Bierbaum, V. M.; Ellison, G. B.; Leone, S. R. *J. Chem. Phys.* 1980, 72, 5426-5436.

(5) Woodin, R. L.; Bomse, D. S.; Beauchamp, J. L. *J. Am. Chem. Soc.* 1978, 100, 3248-3250.